

Anglophone School District South is excited to be releasing a new service to parents. Our Transportation Department has transitioned to new software and as a result, parents now have online access to their children's busing information. The online service also allows the public to subscribe to specific notification directly associated to their chosen bus (route) or school.

To access the new service use the following link and then choose

**PARENT PORTAL**

<https://bp.nbed.nb.ca/asds/>



Language

[CONTACT](#) | [ABOUT](#)

A large navigation menu area. On the left is a large image of a yellow school bus with 'SCHOOL BUS' written on its side. To the right of the bus image are three smaller images: a red school building, a young girl in a red shirt, and a school bus with a person standing next to it. To the right of these images are three text links: 'School Information', 'Which School do I Attend?', and 'Transportation Eligibility'. Below the navigation menu are two buttons: 'PARENT PORTAL' (yellow) and 'PROFESSIONAL PORTAL' (dark blue). A red arrow points from the 'PARENT PORTAL' button back to the school bus image.

After choosing the Parent Portal, you will be provided a login screen, first time users will need to subscribe.

A login form with two input fields: 'Email' and 'Password'. Both fields have a red asterisk to their right. Below the password field is a blue link that says 'Forgot Your Password?'. Below the form is a grey 'Sign In' button. Underneath the button is the text 'Other options:' followed by two blue links: 'Subscribe' and 'Unsubscribe'. A red arrow points from the top right corner of the form area down towards the 'Subscribe' and 'Unsubscribe' links.

You will need to provide an email address and click the subscribe button.

### SUBSCRIPTIONS: SUBSCRIBE

If you would like to be notified via email when your children's bus has been cancelled or is delayed, please subscribe below by providing your email address.

Our automated system will send you an email confirmation containing a link that you will need to click to complete the subscription process. Once you have confirmed the subscription process, you will be able to select the school board and the specific buses for which you wish to receive notifications.

Email

Our automated system will send you an email confirmation containing a link that you will need to click to complete the subscription process. The confirmation Email will come from "ASD-S Notification" and will resemble the email below. Click Confirm

**From:** ASD-S Notifications <[asds.ptms@nbed.nb.ca](mailto:asds.ptms@nbed.nb.ca)>  
**Sent:** Wednesday, July 19, 2017 3:26 PM  
**To:** |  
**Subject:** Email Subscription: Action Required

Your email address was recently entered into Student Transportation Services Cancellation & Delay Notification Subscription System. To validate your request, please confirm this process by clicking the link below:

[Confirm](#)

Clicking Confirm will prompt you for a password. Choose a password and complete the form, then click subscribe.

### SUBSCRIPTIONS: SUBSCRIBE

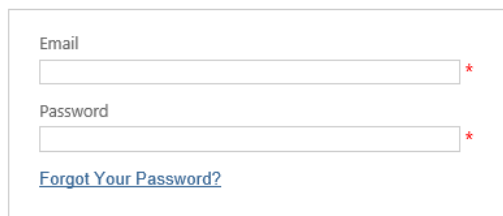
New Password

Confirm New Password

At this point, you will be redirected back to the main logon screen.

Use your email address and the password you provided in the last step.



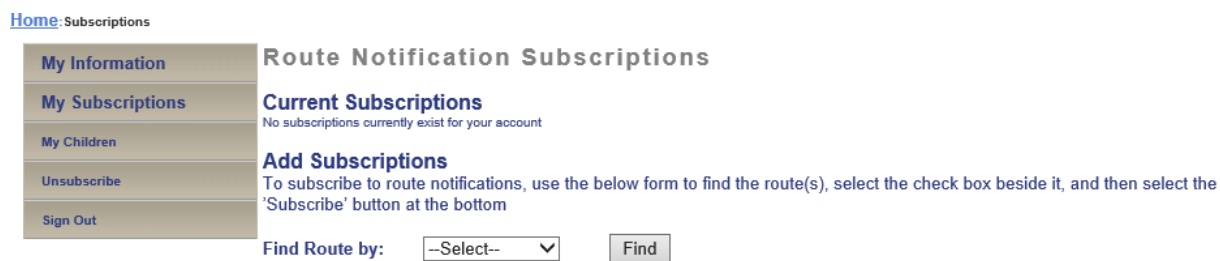
A login form with two input fields: "Email" and "Password". Each field has a red asterisk to its right. Below the fields is a blue link that says "Forgot Your Password?".

Sign In

Other options:

- [Subscribe](#)
- [Unsubscribe](#)

The default screen you will see is the following.



The screenshot shows a web page titled "Route Notification Subscriptions". On the left is a navigation menu with items: "My Information", "My Subscriptions", "My Children", "Unsubscribe", and "Sign Out". The main content area has a sub-header "Current Subscriptions" with the text "No subscriptions currently exist for your account". Below this is a section "Add Subscriptions" with the instruction: "To subscribe to route notifications, use the below form to find the route(s), select the check box beside it, and then select the 'Subscribe' button at the bottom". At the bottom of this section is a form with the label "Find Route by:", a dropdown menu currently showing "--Select--", and a "Find" button.

From this screen, you can choose:

- My Information
  - Email
    - Update or Change your email address
  - Change Password
    - Choose a new password
  - Language Preference
    - Change between English and French
  - Status
    - Enable or disable your subscriptions

\* If you setup “My Children” you will automatically be assigned to the school and bus notifications for your child/children. No need to manually subscribe to individual schools or bus routes.


- My Subscriptions \*
  - Route Delays & Cancellations
    - Choose specific routes (bus ###) to receive notifications about
      - Can be filtered by District, School, or Route (Bus Number)
  - School Closures
    - Choose specific schools
  - General Notifications
    - Choose whether to receive general notifications
      - School Closures
      - Route (Bus #'s) notifications
- My Children
  - Allows you to add the children in your care
    - You will need the following information
      - Student ID
      - Birthdate
      - School
      - Grade
  - Allows you to indicate whether you want to be notified of any transportation changes to your child.

\* If you setup “My Children” you will automatically be assigned to the school and bus notifications for your child/children. No need to manually subscribe to individual schools or bus routes.

Once you have setup your child/children you can access the transportation details, student information properties as well as a map with house and stop based on the information we have on file for your individual student.

- Unsubscribe
  - Removes you from notifications completely

- Sign Out
  - Logs you out of the system

You also have the ability to export the Transportation details for your children to a pdf by clicking the  button.

\*\* Any changes to pick up address, drop-off address or contact details should be directed to your local school. \*\*